

ACC ATHLETICS



D DIVISION

19 SEPTEMBER 2025

WA ATHLETICS STADIUM


PARTICIPATING SCHOOLS



All Saints' College

Harlequin singlet (light blue, white & navy) with ASC crest.
Navy blue shorts, bloomers, bike pants, skirt or long shorts.

ASC



John Paul College

Maroon, blue & grey singlet.

JPC



Kennedy Baptist College

Navy blue with sky blue panelled t-shirt & navy shorts.

KBC



La Salle College

Green singlet with red & gold diagonal stripe; green shorts.

LSC



Lumen Christi College

Light blue singlet with burgundy panel;
burgundy or black shorts, black bike pants.

LCC



Mercy College

Yellow singlet with blue trim and navy blue shorts.

MCY



Quinns Baptist College

Black & teal singlet. Teal or black shorts.

QBC



Swan Christian College

Navy & white singlet; navy shorts / black bike shorts.

SWA

LANE AND TRIES ORDER

	Lane 1	Lane 2	Lane 3	Lane 4	Lane 5	Lane 6	Lane 7	Lane 8
1500 m	Mercy	Lumen Christi	La Salle	John Paul	Kennedy	Quinns	Swan Christian	All Saints'
200 m	All Saints'	Mercy	Lumen Christi	La Salle	John Paul	Kennedy	Quinns	Swan Christian
800 m	Swan Christian	All Saints'	Mercy	Lumen Christi	La Salle	John Paul	Kennedy	Quinns
400 m	Quinns	Swan Christian	All Saints'	Mercy	Lumen Christi	La Salle	John Paul	Kennedy
Relay	Kennedy	Quinns	Swan Christian	All Saints'	Mercy	Lumen Christi	La Salle	John Paul

	Lane 5	Lane 6	Lane 7	Lane 8	Lane 9	Lane 10	Lane 11	Lane 12
Hurdles	John Paul	Kennedy	Quinns	Swan Christian	All Saints'	Mercy	Lumen Christi	La Salle
100 m	La Salle	John Paul	Kennedy	Quinns	Swan Christian	All Saints'	Mercy	Lumen Christi

	1st	2nd	3rd	4th	5th	6th	7th	8th
SP, D, J	Lumen Christi	La Salle	John Paul	Kennedy	Quinns	Swan Christian	All Saints'	Mercy
LJ, HJ	Mercy	Lumen Christi	La Salle	John Paul	Kennedy	Quinns	Swan Christian	All Saints'

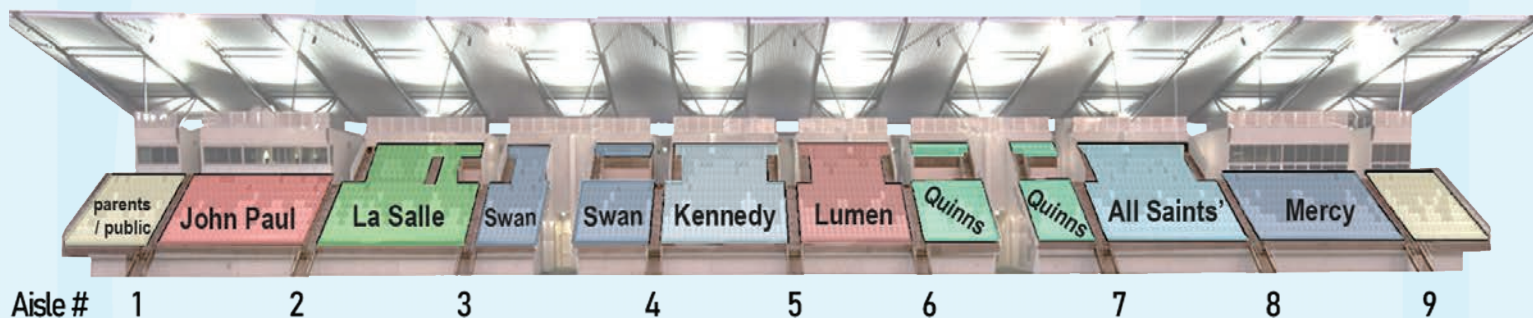


SEATING ALLOCATION

	Grandstand Block	Entry / Exit Aisle	Shade Sail
Mercy	K	8	17 & 18
All Saints'	J	7	15 & 16
Quinns	H & I	6 & 7	13 & 14
Lumen Christi	G	5	11 & 12
Kennedy	F	4	9 & 10
Swan Christian	D & E	3 & 4	7 & 8
La Salle	C	3	5 & 6
<i>John Paul</i>	B	2	3 & 4
parent/public	A	1	1 & 2
spare	L		

The number of seats in each block of the Grandstand is as follows:
A 104, B 200, C 250, D 103, E 110, F 237, G 200, H 110, I 84, J 268, K 200, L 104

Parents/public spectators are to sit in their allocated block,
not with the school they have come to support.



Aisle # 1 2 3 4 5 6 7 8 9

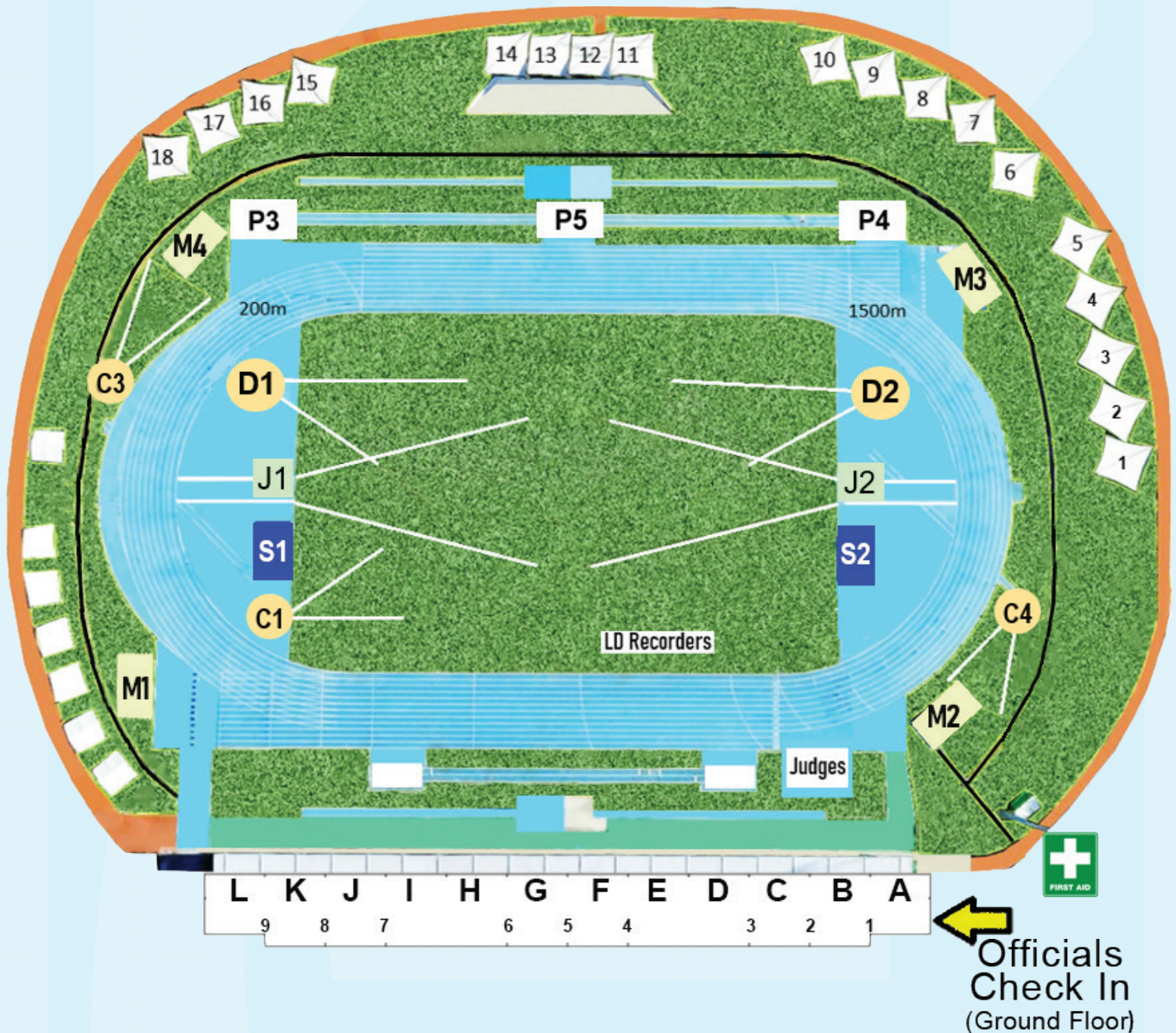
ARENA LAYOUT

Field Event Sites

Discus	D1, D2
Javelin	J1, J2
Shot Put Circles	C1, C3, C4
High Jump Stands	S1, S2
Long Jump Pits	P3, P4, P5

Track Marshalling

Hurdles, 100m, Relay runner 4	M1
400 m, 800 m, Relay runner 1	M2
1500 m, Relay runner 2	M3
200 m, Relay runner 3	M4



Note:

Only event officials and students competing in events should be on the arena inside the fence.

All other students, staff members and spectators are to remain outside of the fencing and behind the rope barrier adjacent to the 100m track.

CARNIVAL PROGRAM

Event							Curent Record			
#	Time	Gender	Age		Div	Site	Result	Year	Athlete	School
1	9:00	B	U19	Javelin 700g	II	J1	65.86 m	2016	Jesse Schelfhout	La Salle College
2	9:00	B	U19	Javelin 700g	I	J1				
3	9:00	B	U15	Shot Put 4kg	II	C3	16.23 m	2020	R. Marchesi-Scott	Mazenod College
4	9:00	B	U15	Shot Put 4kg	I	C3				
5	9:00	G	U13	High Jump	II	S1	1.57 m	2022	Mila Joubert	Kingsway
6	9:00	G	U13	High Jump	I	S1				
7	9:00	B	U13	High Jump	II	S2	1.67 m	2015	Logan Foley	Prendiville College
8	9:00	B	U13	High Jump	I	S2				
9	9:00	G	U13	Javelin 400g	II	J2	36.73 m	2018	Siena Tonkin	Sacred Heart College
10	9:00	G	U13	Javelin 400g	I	J2				
11	9:00	B	U16	Shot Put 4kg	II	C4	18.21 m	2018	Etienne Rousseau	Kingsway CC
12	9:00	B	U16	Shot Put 4kg	I	C4				
13	9:00	B	U14	Discus 1kg	II	D1	48.10 m	2019	R. Marchesi-Scott	Mazenod College
14	9:00	B	U14	Discus 1kg	I	D1				
15	9:00	G	U16	Discus 1kg	II	D2	42.43 m	2023	Lauren Kelly	Australian Christian
16	9:00	G	U16	Discus 1kg	I	D2				
17	9:00	G	U14	Long Jump	II	P3	5.46 m	2013	Ashlee Glands	Kolbe College
18	9:00	G	U14	Long Jump	I	P3				
19	9:00	B	U15	Long Jump	II	P4	6.80 m	2013	Jake Balestra	John Septimus Roe
20	9:00	B	U15	Long Jump	I	P4				
21	9:00	G	U16	Long Jump	II	P5	5.56 m	1999	Shermin Oksuz	Mercedes
22	9:00	G	U16	Long Jump	I	P5				
23	9:08	G	U19	1500m	II		4:41.62	2001	Aleisha Anderson	All Saints'
24	9:08	G	U19	1500m	I					
25	9:11	G	U13	80m Hurdles	I		13.14	2014	Sophie White	Tranby College
26	9:15	B	U19	1500m	II		3:56.28	2015	Matthew Ramsden	Kolbe College
27	9:15	B	U19	1500m	I					
28	9:18	B	U13	80m Hurdles	I		12.73	2015	Ethan Luu	John Septimus Roe
29	9:22	G	U16	1500m	II		4:35.96	2019	Kayla Van Der Linden	Corpus Christi
30	9:22	G	U16	1500m	I					
31	9:21	G	U14	80m Hurdles	I		12.60	2015	Sophie White	Tranby College
32	9:29	B	U16	1500m	II		4:07.71	2013	Ben Chamberlain	Newman College
33	9:29	B	U16	1500m	I					
34	9:34	B	U14	90m Hurdles	I		12.32	2016	Ethan Luu	John Septimus Roe
35	9:30	B	U13	Shot Put 3kg	II	C1	14.45 m	2023	Rocco Parlongo	Sacred Heart
36	9:30	B	U13	Shot Put 3kg	I	C1				
37	9:36	G	U15	1500m	II		4:37.86	2023	Lyla Stewart	John XXIII
38	9:36	G	U15	1500m	I					
39	9:39	G	U15	90m Hurdles	I		12.93	2016	Sophie White	Tranby College
40	9:43	B	U15	1500m	II		4:16.49	2021	Dante Armstrong	Irene McCormack
41	9:43	B	U15	1500m	I					

CARNIVAL PROGRAM

Event							Curent Record			
#	Time	Gender	Age		Div	Site	Result	Year	Athlete	School
42	9:46	G	U16	90m Hurdles	I		12.82	2017	Sophie White	Tranby College
43	9:50	G	U14	1500m	II		4:35.75	2021	Danielle Graham	Peter Moyes ACS
44	9:50	G	U14	1500m	I					
45	9:55	B	U16	High Jump	II	S1	1.95 m	1994	Ben Piggott	Bunbury CC
46	9:55	B	U16	High Jump	I	S1				
47	9:55	G	U19	High Jump	II	S2	1.79 m	2006	Zoe Timmers	St Stephen's, Duncraig
48	9:55	G	U19	High Jump	I	S2				
49	9:55	G	U19	100m Hurdles	I		13.89	2018	Sophie White	Tranby College
50	9:57	B	U14	1500m	II		4:25.05	2015	Luke Shaw	Kennedy Baptist
51	9:57	B	U14	1500m	I					
52	10:00	B	U16	Javelin 700g	II	J1	59.68 m	1997	Andrew Hall	Mazenod
53	10:00	B	U16	Javelin 700g	I	J1				
54	10:00	G	U14	Javelin 400g	II	J2	38.74 m	2019	Siena Tonkin	Sacred Heart
55	10:00	G	U14	Javelin 400g	I	J2				
56	10:00	B	U15	Discus 1kg	II	D1	57.84 m	2020	R. Marchesi-Scott	Mazenod College
57	10:00	B	U15	Discus 1kg	I	D1				
58	10:00	G	U15	Discus 1kg	II	D2	36.31 m	1986	A Plowicz	St Thomas Aquinas
59	10:00	G	U15	Discus 1kg	I	D2				
60	10:02	B	U15	100m Hurdles	I		13.66	2017	Ethan Luu	John Septimus Roe
61	10:04	G	U13	1500m	II		4:41.94	2017	Rhianna Hepburn	St Mark's ACS
62	10:04	G	U13	1500m	I					
63	10:07	B	U16	100m Hurdles	I		13.13	2015	Liam Van Der Spuy	Peter Moyes ACS
64	10:15	G	U13	Shot Put 3kg	II	C3	11.00 m	2022	Madeline Pitt	Helena College
65	10:15	G	U13	Shot Put 3kg	I	C3				
66	10:15	B	U19	Shot Put 5kg	II	C4	17.39 m	2020	Tyler De Lacy	John Septimus Roe
67	10:15	B	U19	Shot Put 5kg	I	C4				
68	10:15	G	U15	Long Jump	II	P3	5.78 m	2003	Larissa Perry	St Mark's ACS
69	10:15	G	U15	Long Jump	I	P3				
70	10:15	B	U14	Long Jump	II	P4	6.46 m	2012	Jake Balestra	John Septimus Roe
71	10:15	B	U14	Long Jump	I	P4				
72	10:15	B	U13	Long Jump	II	P5	5.65 m	2024	Zayne Bayiwa	Swan Valley ACS
73	10:15	B	U13	Long Jump	I	P5				
74	10:11	B	U13	1500m	II		4:34.12	2014	Luke Shaw	Kennedy Baptist
75	10:11	B	U13	1500m	I					
76	10:16	B	U19	110m Hurdles	I		13.98	2009	Andrew Emsavana	CBC Fremantle
77	10:26	G	U13	200m	II		26.13	2019	Sienna Fillis	Corpus Christi
78	10:29	G	U13	200m	I					
79	10:32	B	U13	200m	II		24.38	2015	Ethan Luu	John Septimus Roe
80	10:35	B	U13	200m	I					
81	10:38	G	U14	200m	II		25.15	2023	Emilia Reed	Sacred Heart
82	10:41	G	U14	200m	I					

CARNIVAL PROGRAM

Event							Curent Record			
#	Time	Gender	Age		Div	Site	Result	Year	Athlete	School
83	10:44	B	U14	200m	II		23.46	2025	Brody Oliver	Esprerance ACS
84	10:47	B	U14	200m	I					
85	10:50	G	U14	High Jump	II	S1	1.67 m	2023	Mila Joubert	Kingsway CC
86	10:50	G	U14	High Jump	I	S1				
87	10:50	B	U19	High Jump	II	S2	2.03 m	2024	Wieu Atuer	Irene McCormack
88	10:50	B	U19	High Jump	I	S2				
89	10:50	G	U15	200m	II		24.40	2009	Brooke Pires-Parenzee	Santa Maria
90	10:53	G	U15	200m	I					
91	10:56	B	U15	200m	II		22.71	2013	Jake Balestra	John Septimus Roe
92	10:59	B	U15	200m	I					
93	11:00	B	U19	Discus 1.5kg	I	D1	55.18 m	2020	Etienne Rousseau	Kingsway
94	11:00	B	U19	Discus 1.5kg	I	D1				
95	11:00	B	U14	Javelin 600g	I	J1	51.98 m	1986	A Frew	Mazenod
96	11:00	B	U14	Javelin 600g	I	J1				
97	11:00	G	U13	Discus 750g	I	D2	31.99 m	2022	Madeline Pitt	Helena College
98	11:00	G	U13	Discus 750g	I	D2				
99	11:00	G	U19	Javelin 500g	I	J2	43.40 m	2024	Lauren Kelly	Australian Christian
100	11:00	G	U19	Javelin 500g	I	J2				
101	11:02	G	U16	200m	II		24.93	2017	Sophie White	Tranby College
102	11:05	G	U16	200m	I					
103	11:08	B	U16	200m	II		22.24	2011	Calvin Borowski	John Septimus Roe
104	11:11	B	U16	200m	I					
105	11:14	G	U19	200m	II		24.50	2022	Angel Turner	Kingsway CC
106	11:15	G	U15	Shot Put 3kg	II	C3	13.37 m	1992	Brigitte Payze	Santa Maria College
107	11:15	G	U15	Shot Put 3kg	I	C3				
108	11:15	G	U16	Shot Put 3kg	II	C4	14.48 m	2023	Lauren Kelly	Australian Christian
109	11:15	G	U16	Shot Put 3kg	I	C4				
110	11:17	G	U19	200m	I		24.50	2022	Angel Turner	Kingsway CC
111	11:20	B	U19	200m	II		21.50	2009	Andrew Emsavana	CBC Fremantle
112	11:23	B	U19	200m	I					
113	11:28	G	U13	100m	II		12.74	2019	Sienna Fillis	Corpus Christi
114	11:28	G	U13	800m	II		2:18.99	2020	Danielle Graham	Quinns Baptist College
115	11:28	G	U13	800m	I					
116	11:30	G	U14	Shot Put 3kg	II	C1	13.45 m	2021	Lauren Kelly	Corpus Christi
117	11:30	G	U14	Shot Put 3kg	I	C1				
118	11:30	G	U13	Long Jump	II	P3	5.07 m	2017	Angelica Turner	Kingsway CC
119	11:30	G	U13	Long Jump	I	P3				
120	11:30	B	U16	Long Jump	II	P4	6.72 m	2014	Jake Balestra	John Septimus Roe
121	11:30	B	U16	Long Jump	I	P4				
122	11:30	B	U19	Long Jump	II	P5	7.04 m	1958	J Baguley	CBC Fremantle
123	11:30	B	U19	Long Jump	I	P5		2021	Kye Brindle	Kennedy

CARNIVAL PROGRAM

Event							Curent Record			
#	Time	Gender	Age		Div	Site	Result	Year	Athlete	School
124	11:31	G	U13	100m	I		12.74	2019	Sienna Fillis	Corpus Christi
125	11:34	B	U13	100m	II		12.06	2015	Ethan Luu	John Septimus Roe
126	11:34	B	U13	800m	II		2:14.32	2014	Luke Shaw	Kennedy Baptist
127	11:34	B	U13	800m	I					
128	11:37	B	U13	100m	I		12.06	2015	Ethan Luu	John Septimus Roe
129	11:39	G	U14	100m	II		12.34	2023	Emilia Reed	Sacred Heart
130	11:40	G	U14	800m	II		2:15.67	2017	Kayla Van Der Linden	Corpus Christi
131	11:40	G	U14	800m	I					
132	11:43	G	U14	100m	I		12.34	2023	Emilia Reed	Sacred Heart
133	11:45	B	U15	High Jump	II	S1	1.82 m	2019	Jack Whiteside	Mundaring CC
134	11:45	B	U15	High Jump	I	S1				
135	11:45	G	U16	High Jump	II	S2	1.68 m	2024	Daisy Bradshaw	Mater Dei
136	11:45	G	U16	High Jump	I	S2				
137	11:45	B	U14	100m	II		11.36	2025	Brody Oliver	Esperance ACS
138	11:46	B	U14	800m	II		2:09.14	2006	Eoghan Curtin	John XXIII
139	11:46	B	U14	800m	I					
140	11:49	B	U14	100m	I		11.36	2025	Brody Oliver	Esperance ACS
141	11:52	G	U15	100m	II		11.90	2024	Emilia Reed	Sacred Heart
142	11:52	G	U15	800m	II		2:19.06	2022	Isabella Bidesi	Bunbury CGS
143	11:52	G	U15	800m	I					
144	11:55	G	U15	100m	I		11.90	2024	Emilia Reed	Sacred Heart
145	11:58	B	U15	100m	II		11.18	1999	Alex Hughes	St Stephen's, D
146	11:58	B	U15	800m	II		2:05.83	2017	James Cork	Ursula Frayne
147	11:58	B	U15	800m	I					
148	12:00	B	U13	Javelin 600g	II	J1	44.61 m	2015	Logan Foley	Prendiville
149	12:00	B	U13	Javelin 600g	I	J1				
150	12:00	G	U15	Javelin 500g	II	J2	42.89 m	2023	Ella Harbison	St Stephen's, D
151	12:00	G	U15	Javelin 500g	I	J2				
152	12:00	B	U16	Discus 1kg	II	D1	58.59 m	2018	Etienne Rousseau	Kingsway CC
153	12:00	B	U16	Discus 1kg	I	D1				
154	12:00	G	U14	Discus 1kg	II	D2	36.78 m	1987	Claire Finucane	De Vialar
155	12:00	G	U14	Discus 1kg	I	D2				
156	12:01	B	U15	100m	I		11.18	1999	Alex Hughes	St Stephen's, D
157	12:04	G	U16	100m	II		12.25	1984	Denise Maher	Mercedes
158	12:04	G	U16	800m	II		2:12.99	2019	K. Van Der Linden	Corpus Christi
159	12:04	G	U16	800m	I					
160	12:07	G	U16	100m	I		12.25	1984	Denise Maher	Mercedes
161	12:10	B	U16	100m	II		11.05	1994	S Turco	La Salle
162	12:10	B	U16	800m	II		1:59.89	2013	Liam Jason	Sacred Heart
163	12:10	B	U16	800m	I					

CARNIVAL PROGRAM


Event						Curent Record			
#	Time	Gender	Age		Div Site	Result	Year	Athlete	School
164	12:13	B	U16	100m	I	11.05	1994	S Turco	La Salle
165	12:15	B	U14	Shot Put 3kg	II C3	16.54 m	2019	R. Marchesi-Scott	Mazenod College
166	12:15	B	U14	Shot Put 3kg	I C3				
167	12:15	G	U19	Shot Put 3kg	II C4	15.72 m	2024	Lauren Kelly	Australian Christian
168	12:15	G	U19	Shot Put 3kg	I C4				
169	12:16	G	U19	100m	II	11.85	2023	Olivia Dodds	John Wollaston
170	12:16	G	U19	800m	II	2:08.62	1990	S Paterson	St Brigid's
171	12:16	G	U19	800m	I				
172	12:19	G	U19	100m	I	11.85	2023	Olivia Dodds	John Wollaston
173	12:22	B	U19	100m	II	10.68	2013	Christopher Miller	Kennedy BC
174	12:22	B	U19	800m	II	1:50.28	1983	Barry Acres	Servite
175	12:22	B	U19	800m	I				
176	12:25	B	U19	100m	I	10.68	2013	Christopher Miller	Kennedy BC
177	12:30	G	U13	400m	II	1:00.54	2023	Mia Shelley	Peter Moyes ACS
178	12:33	G	U13	400m	I				
179	12:36	B	U13	400m	II	55.81	2015	Ethan Luu	John Septimus Roe
180	12:39	B	U13	400m	I				
181	12:40	B	U14	High Jump	II S1	1.74 m	1992	A Duplex & B Piggott	Bunbury CC
182	12:40	B	U14	High Jump	I S1		2011	Joshua Rotham	St Mark's
							2016	Ethan Luu	John Septimus Roe
							2016	Aeden Hale	Mazenod College
183	12:40	G	U15	High Jump	II S2	1.65 m	2024	Mila Joubert	Kingsway CC
184	12:40	G	U15	High Jump	I S2				
185	12:42	G	U14	400m	II	58.71	2008	B Pires-Parenzee	Santa Maria
186	12:45	G	U14	400m	I				
187	12:45	G	U19	Long Jump	II P3	5.90 m	2006	Larissa Perry	St Mark's ACS
188	12:45	G	U19	Long Jump	I P3				
189	12:48	B	U14	400m	II	54.05	2016	Ethan Luu	John Septimus Roe
190	12:51	B	U14	400m	I				
191	12:54	G	U15	400m	II	56.44	2019	Angel Turner	Kingsway CC
192	12:57	G	U15	400m	I				
193	13:00	B	U15	400m	II	52.75	2015	Riley Armstrong	John Septimus Roe
194	13:00	B	U15	Javelin 700g	II J1	52.70 m	2019	A. Larranaga-Boyle	CBC Fremantle
195	13:00	B	U15	Javelin 700g	I J1				
196	13:00	G	U16	Javelin 500g	II J2	44.43 m	2019	Jade Patching	Corpus Christi
197	13:00	G	U16	Javelin 500g	I J2				
198	13:00	B	U13	Discus 1kg	II D1	38.65 m	2023	Rocco Parlongo	Sacred Heart
199	13:00	B	U13	Discus 1kg	I D1				
200	13:00	G	U19	Discus 1kg	II D2	49.58 m	2025	Lauren Kelly	Australian Christian
201	13:00	G	U19	Discus 1kg	I D2				

CARNIVAL PROGRAM

Event						Curent Record			
#	Time	Gender	Age	Div	Site	Result	Year	Athlete	School
202	13:03	B	U15	400m	I	52.75	2015	Riley Armstrong	John Septimus Roe
203	13:06	G	U16	400m	II	57.64	2020	Angel Turner	Kingsway Christian College
204	13:09	G	U16	400m	I				
205	13:12	B	U16	400m	II	51.03	2019	Ethan Light	Mandurah Baptist
206	13:15	B	U16	400m	I				
207	13:18	G	U19	400m	II	56.55	2017	Alex Fraser	Kennedy Baptist
208	13:21	G	U19	400m	I				
209	13:24	B	U19	400m	II	48.78	1983	Barry Acres	Servite
210	13:27	B	U19	400m	I				
211	13:37	G	U13	Relay	I	53.72	2011		Newman
212	13:41	B	U13	Relay	I	51.05	2014		Kennedy Baptist
213	13:45	G	U14	Relay	I	52.26	2014		Lumen Christi
214	13:49	B	U14	Relay	I	48.54	2018		CBC Fremantle
215	13:53	G	U15	Relay	I	50.30	2024		Sacred Heart
216	13:57	B	U15	Relay	I	46.90	2016		Chisholm College
217	14:01	G	U16	Relay	I	50.94	2019		Sacred Heart
218	14:05	B	U16	Relay	I	45.17	2017		St Norbert College
219	14:09	G	U19	Relay	I	49.37	1981		John XXIII
220	14:13	B	U19	Relay	I	43.62	2019		St Norbert College



catch it live
on



LIVE STREAM

Get the link from your school



AGE CLASSIFICATION & CATEGORIES

	Junior	Senior
A, B, C, D, E & F Divisions	U13, U14 & U15	U16 & U19
G, H & I Divisions	U13 & U14	U15 & U19
J Division	U13 & U14	U19

- All ACC carnivals use the cut-off date **30th June** for age group classification.
- Competitors are permitted to compete in one age group only, for all events.
- A competitor who qualifies to compete in U13 (i.e. was under 13 years of age on 30th June) but elects to compete in U14 for his or her *first* event, must remain in U14 for all other events, including relays.

AWARDS

At all carnivals, team shields are awarded in the following 7 categories:

Junior Boys	Senior Boys	Aggregate Boys	Combined Aggregate
Junior Girls	Senior Girls	Aggregate Girls	

If a category has two schools with equal highest scores, the schools involved will share the shield.

Age Champions and All Stars

Individual age champions are not announced at the carnivals; they will be posted on the ACC website after the carnival and winners will receive a certificate of acknowledgment.

Following the series of carnivals, the ACC will compare all results across all carnival divisions and select an honorary 'All Star' team of the best performers in each event. Students selected in the All Star team will receive a certificate of acknowledgment and an ACC 'All Star' pin.

RESULTS

Results will be available online at <https://www.accsport.asn.au/carnivals/athletics/results/2025>.

Post Carnival

The **final** determination of results will take place three days after the completion of the carnival. If final points scores differ from those announced at the carnival, the schools involved will be notified and, if necessary, shields are to be transferred using minimum process. Final point tallies will also be listed in the ACC Year Book.

POINTS ALLOCATION	1st	2nd	3rd	4th	5th	6th	7th	8th
Div I	12	11	10	9	8	7	6	5
Div II	8	7	6	5	4	3	2	1
Relays	24	22	20	18	16	14	12	10

COMPETITION RULES

- All events are conducted under IAAF rules unless stated otherwise in this booklet or the ACC Athletics Operations Manual.
- Competitors are to compete under their one registered number only. This number must be written legibly on the back of their left hand. There is no limit to the number of events an individual competitor may compete in
- For all track events, competitors must report to the marshalling marquee before the event to register their name and number. Marshalling marquees are located adjacent to the start of the event.
- If a competitor equals but does not better the record, the record is considered a shared record.
- Competitors are not to be inside the arena unless they are competing in an event.
- Competitors are to be dressed in the official athletics uniform of their school. The Chief Referee has the power to disqualify a competitor who is not suitably dressed.
- A high jump competitor must at least clear the starting height to be awarded a place and points.
- In relay events no student, coach or staff member is to be inside the arena. Athletes must remain on the outside of the track or in the marshalling marquee while waiting for their event.
- All throwing instruments are supplied. Personal throwing instruments are not to be used.
- Start Rule: Only one false start per race is allowed without the disqualification of the athlete(s) making the false start. Any athlete(s) making further false starts in the race shall be disqualified. Any competitor(s) responsible for the first false start will be warned. At the same time, all the other competitors will also be warned. Any athlete making a further false start will be immediately disqualified.
- Footwear must be worn by all competitors in all events. Spikes can be worn in all events except for discus and shot put. Spikes must conform to the following rules; 1. All spikes must be blunt Christmas Tree, Pyramid/Cone shaped. Sharp needle point spikes are not allowed; 2. Track spikes must not exceed 7mm and field spikes must not exceed 9mm, except for Javelin and High Jump which must not exceed 12mm.
- Crouch start and use of blocks are optional.

SIMULTANEOUS TRACK/FIELD EVENTS

- Athletes are permitted to leave a field event to compete on the track, and then return to continue the field event.
- Field event officials will only wait for the return of competitors up to 15 minutes after the start of the next event at that location. If it is the last event of the day at that site the official will wait 15 minutes after the last competitor present has finished.
- To avoid having to return to a field event, a competitor has the option of completing his/her three attempts in succession, outside of the normal tries order, except high jump.
- A 'returning' competitor in high jump events must re-commence jumping at the current height.
- Track athletes can also use a 'dummy' student to marshal for their track event if they are caught up at a field event.
- Competitors may only leave a field event to compete in another event if they have reported to the site and registered in the event.

HIGH JUMP STARTING HEIGHTS

The **starting height for division 2 competitors** in each carnival division is stated below in metres; ***the starting height for division 1 competitors will be 5 cm higher.***

All height increments will be 5 cm up until the final 3 competitors; then 3 cm to the top 3 places.

Div 2 Competitor Starting Heights by Carnival Division

	A	B, C & D	E & F	G	H	I	J
u13 Girls	1.10	1.10	1.10	1.05	1.05	1.00	1.00
u14 Girls	1.15	1.15	1.15	1.10	1.10	1.10	1.05
u15 Girls	1.20	1.20	1.15	1.15	1.15	1.05	
u16 Girls	1.25	1.20	1.15				
u19 Girls	1.25	1.25	1.20	1.15	1.10	1.10	1.05
u13 Boys	1.20	1.20	1.15	1.15	1.15	1.15	1.10
u14 Boys	1.30	1.30	1.25	1.20	1.20	1.15	1.15
u15 Boys	1.35	1.35	1.30	1.25	1.25	1.20	
u16 Boys	1.45	1.40	1.40				
u19 Boys	1.55	1.50	1.50	1.40	1.40	1.30	1.30



[instagram.com/accsport.wa](https://www.instagram.com/accsport.wa) #accsport



A History of Results of the ACC annual divisional carnivals from 1942 to 2024 can be viewed on the ACC website.

D Division Shield Holders 2024

Overall Aggregate	Aranmore
Overall Boys	Aranmore
Overall Girls	Kennedy
Senior Boys	Lumen Christi
Senior Girls	Aranmore
Junior Boys	Aranmore
Junior Girls	John Paul



CARNIVAL DIVISIONS 2025

A DIVISION - Wednesday 17 September

Chisholm College
Corpus Christi College
John XXIII College
Mazenod College
Newman College
Peter Moyes ACS
Sacred Heart College
St Brigid's
St Stephen's School, Duncraig

B DIVISION - Thursday 18 September

CBC Fremantle
Guildford Grammar School
John Septimus Roe ACS
Kolbe Catholic College
Mater Dei College
Mercedes College
Nagle Catholic College
Prendiville Catholic College
St Mark's ACS

C DIVISION - Monday 15 September

Aranmore Catholic College
Emmanuel Catholic College
Irene McCormack CC
Kingsway Christian College
Lake Joondalup Baptist College
Mandurah Catholic College
Seton Catholic College
St Norbert College

D DIVISION - Friday 19 September

All Saints' College
John Paul College
Kennedy Baptist College
La Salle College
Lumen Christi College
Mercy College
Quinns Baptist College
Swan Christian College

E DIVISION - Wednesday 10 September

Carey Baptist College, Harrisdale
Court Grammar School
Helena College
Mandurah Baptist College
Providence Christian College
Servite College
St Mary MacKillop College
Ursula Frayne Catholic College

F DIVISION - Tuesday 9 September

Bunbury Cathedral Grammar School
Frederick Irwin Anglican School
Georgiana Molloy Anglican School
Holy Cross College
Peter Carnley ACS
South Coast Baptist College
St Stephen's School, Carramar
Swan Valley ACS

G DIVISION - Monday 8 September

Grace Christian School
John Wollaston Anglican School
Living Waters Lutheran College
Mother Teresa Catholic College
Rehoboth Christian College
St James' Anglican School
St John Bosco College
St Joseph's College, Albany

H DIVISION - Friday 5 September

Austin Cove Baptist College
Ellenbrook Christian College
Emmanuel Christian Community School
Mundaring Christian College
St Andrew's Grammar
St George's AGS
St Joseph's School, Northam
Tranby College

I DIVISION - Thursday 4 September

Carey Baptist College, Forrestdale
Cornerstone Christian College
Dale Christian College
Foundation Christian College
Fremantle Christian College
Geraldton Christian College
Immaculate Heart College
Salvado Catholic College
The King's College

J DIVISION - Wednesday 3 September

Alkimos Baptist College
Australian Christian College
Atlantis Beach Baptist College
Esperance ACS
Heritage College Perth
Hillside Christian College
International School of WA
Southern Hills Christian College
St Mary Star of the Sea